


TOPCon SOLAR CELL

MADE FOR HIMAX series



HSSC182MTB16



产品特征 Geometry Characteristics

- 产品型号: 182 单晶双面电池
Product model: 182 mono-crystalline Bifacial solar cell
- 尺寸规格: 182.2mmx182.2mm±0.5mm, Φ 247.28mm±0.5mm
Geometry: 182.2mmx182.2mm±0.5mm, Φ 247.28mm±0.5mm
- 电池厚度: 130μm±13μm
Cell thickness: 130μm±13μm
- 正面: 16 主栅, 正 12 段, 132 栅, 主栅宽度 0.036±0.02mm
Front design: 16 busbars, 12 pads, 132 fingers, busbar width 0.036±0.02mm
- 背面: 16 主栅, 背 12 段, 134 栅, 主栅宽度 0.036±0.02mm
Rear design: 16 busbars, 12 pads, 134 fingers, busbar width 0.036±0.02mm

产品特点 Product Characteristics

- 高转换效率, 正面效率≥24.5%
High efficiency, $\eta_a \geq 24.5\%$
- 双面率≥80%
Bifacial rate up to 80%
- 光致衰减为 "0"
Light-induced Degradation is "0"
- 卓越的抗 PID 性能
Superior anti-PID performance
- 功率温度系数低至-0.32%/K
Temperature coefficient of Power as low as -0.32%/K
- 200W/m² 弱光下相对转换效率≥97%
Relative conversion efficiency $\geq 97\%$ under low light (200W/m²)
- 封损更低, 更适合高效组件
Lower Cell to Module (CTM) Loss Rate, more suitable for high-efficiency module

品质管控 Quality Control

- 效率测试的准确性控制在±0.1%
The accuracy of the efficiency test is controlled within ±0.1%
- 电性能、外观、EL 100%全自动检验
Electrical performance, appearance, EL 100% automatic inspection
- 校准片溯源到 Fraunhofer ISE
Calibration cells are traceable to Fraunhofer ISE

温度系数 Temperature Coefficients

- 电流温度系数 TkCurrent: 0.045%/K
- 电压温度系数 TkVoltage: -0.25%/K
- 功率温度系数 TkPower: -0.32 %/K



Comprehensive Products and System Certificates

IEC61215/IEC61730/IEC61701/IEC62716
ISO 9001: Quality Management System
ISO 14001: Environmental Management System
ISO14064: Greenhouse Gases Emissions Verification
OHSAS 18001: Occupational Health and Safety Management System

南京恒能光伏科技有限公司

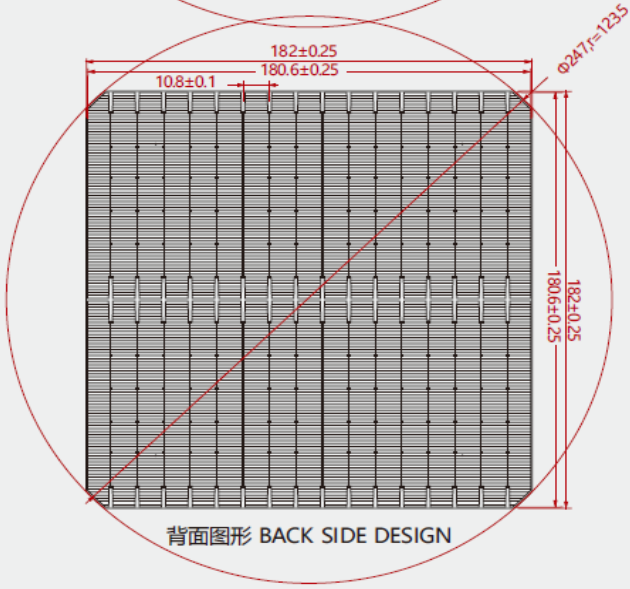
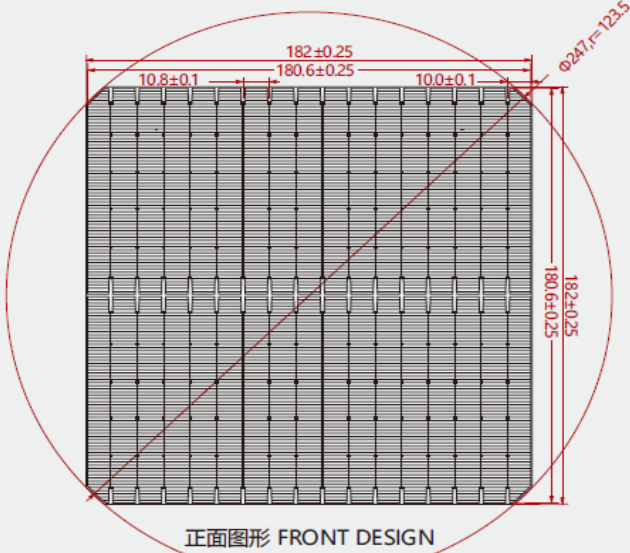
地址: 南京市江宁区禄口街道蓝天路219号
网址: www.cnpsolar.com
邮箱: info@cnpsolar.com



Henergy Solar Power Technology Co.,Ltd.

Add: No. 219, Lantian Road, Lukou Street, Jiangning District, Nanjing city, Jiangsu, China
Web: www.henergysolarpower.com E-mail: info@henergysolarpower.com

电池图形及尺寸 Cell graphics and sizes



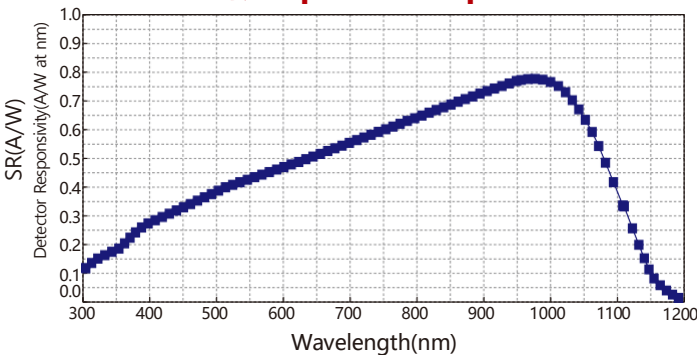
电性能特征 Electrical characteristics

Eff(%)	Power Pmpp(W)	Max. Power Current Impp(A)	Short Circuit Current Isc(A)	Max. Power Voltage Vmpp(V)	Open Circuit Voltage Voc(V)	FF(%)
25.1	8.30	13.279	13.766	0.625	0.713	84.50
25.0	8.27	13.252	13.748	0.624	0.712	84.47
24.9	8.23	13.212	13.741	0.623	0.711	84.31
24.8	8.20	13.185	13.729	0.622	0.709	84.22
24.7	8.16	13.119	13.730	0.622	0.709	83.81
24.6	8.13	13.098	13.716	0.621	0.709	83.69
24.5	8.10	13.062	13.708	0.620	0.707	83.54
24.4	8.06	13.007	13.705	0.620	0.707	83.23
24.3	8.02	12.985	13.694	0.618	0.706	82.92
24.2	7.99	12.951	13.689	0.617	0.705	82.86
24.1	7.97	12.921	13.646	0.617	0.705	82.85
24.0	7.93	12.875	13.624	0.616	0.704	82.68
23.9	7.89	12.831	13.575	0.615	0.704	82.57
23.8	7.86	12.781	13.541	0.615	0.705	82.34
23.7	7.82	12.735	13.506	0.614	0.705	82.12

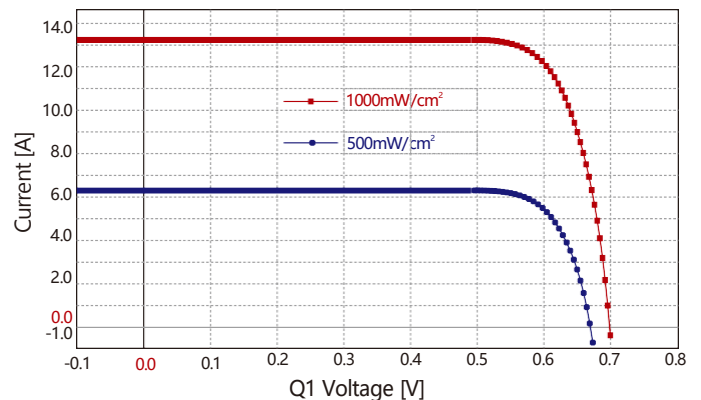
*标准测试条件下(Under standard test condition): 1000W/ m², AM 1.5G, 25°C

图示说明(Illustration):23.7%—实际范围(actual range)23.7%~23.8% 规范和数据只供参考, 如有更改另行说明通知

光谱响应 Spectral response



IV 曲线 I-V Curve



南京恒能光伏科技有限公司

地址: 南京市江宁区禄口街道蓝天路219号

网址: www.cnpsolar.com

邮箱: info@cnpsolar.com



Henergy Solar Power Technology Co.,Ltd.

Add: No. 219, Lantian Road, Lukou Street, Jiangning District, Nanjing city, Jiangsu, China

Web: www.henergysolarpower.com E-mail: info@henergysolarpower.com